

A LEVEL FASHION & TEXTILES SUMMER TRANSITION TASKS



July 2024

Contact: Mrs J Banks
jbanks2@stjosephsmail.com

INTRODUCTION

I hope you are all well and excited to start thinking about your new courses.


I have included in this presentation a variety of tasks that you can chose to do, they should give you a good feel for what the Textiles A-level is about.

You are not expected to complete them all, unless you would like to - you might want to create some really in-depth work for a few tasks, or explore a few more in-between other work you are doing.

Please email me if you would like to discuss the tasks, or would like to share with me some of the projects you have been working on.

I'm looking forward to seeing you all when we start in September when we can get started on lots of practical work!

Mrs J. Banks



EXPLORE

Explore and experiment with natural dye techniques.

Take advantage of the natural materials around you.

Use: scrap fabric which is absorbent. 100% cotton is best, such as an old pillowcase or white t-shirt scraps.

Dye techniques: Use natural dye tutorials widely available on Youtube and Pinterest.

Key words: Natural dye, Rust Dyeing, plant dye, botanical printing, eco printing.

Try: Dandelions, rusty nails/old tins/scrap metal, beetroot, berry fruits, food colouring, coffee, onion skin, nettles..be creative and experimental!

Present: record your findings in a scrapbook, annotate your findings and experiments.




VISIT

Yayoi Kusama: You, Me and the Balloons celebrates three decades of the pioneering Japanese artist's inflatable artworks, which are brought together for the first time in this major exhibition. Journey through Kusama's psychedelic creations - many over 10m tall - including giant dolls, spectacular tendrilled landscapes and a vast constellation of polka-dot spheres.

Kusama is renowned and adored for her surreal world of dots and pumpkins amongst other artistic motifs. Her hallucinatory paintings, sculptures, and immersive environments, such as her Infinity Mirror Rooms, take us beyond ourselves and make us feel part of something greater.

Book your tickets online at Factory International - Manchester. The exhibition runs until 28 August 2023 - you will need to book tickets very soon before they sell out!



READ

Three great fashion blogs/websites to read are:

WGSN Blog:

A fashion industry leader providing trend information. Only industry professionals can subscribe to the website, but there's lots of interesting articles on their blog.

www.wgsn.com/blogs/

Fashion Revolution blog:

A global company focussed on promoting positive, ethical and environmental change in the fashion industry

www.fashionrevolution.org/blog


The Business of Fashion:

A global fashion intelligence and marketing authority.

www.businessoffashion.com

Tasks:

Regularly read articles and reports which interest you, be informed, research the fashion brands you admire and chose to shop with. Consider how the global pandemic will affect the fashion industry moving forward, how will trends be different? What will consumers want to dress like after lock-down? Follow these sites (listed above) on Instagram for updates of new articles.



WATCH



The latest series of The Great British Sewing Bee on BBC iPlayer. Great for learning new practical and technical skills to use in your future projects.

McQueen (2018) movie on Netflix. An insight to the creative genius of Alexander McQueen – sure to be a regular inspiration in much of your fashion research.

Next in Fashion on Netflix. Watch the whole of series 1 (10 episodes). Weekly design challenges for contestants who are already skilled in fashion. Great for inspiration and seeing the whole design process from concept to manufacture.

Versace (2018) movie on Netflix. Another great inspiration, particularly his fashion designs in 80/90s. You can also watch a brilliant interview with his sister Donatella Versace, who now leads the Versace brand '73 Questions with Donatella Versace Vogue'.

'Christian Dior, Designer of Dreams' on Youtube – The record-breaking exhibition held at the V&A can now be relived virtually with a free guided tour on Youtube.



MAKE

Make your own mark-making daily journal.

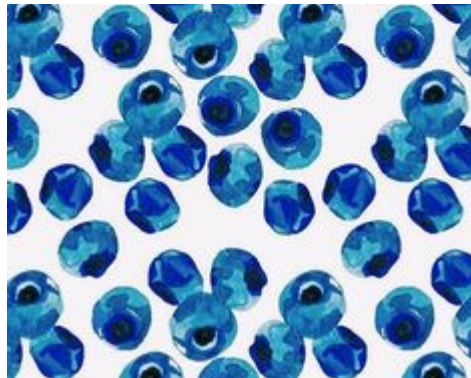
Task: use an old notebook or mini sketchbook, or even collage over pages in an unwanted book. Fill each page with new pattern ideas.

Daily for 7 days: Every day start a new page and challenge yourself to create a new pattern or mark-making activity.

Tips: Keep it small, don't overthink or worry about notes or annotation, use it as a visual diary expressing your feelings during isolation.

Explore: coffee stains, paint splatters, collage, pen, ink, paint, old make-up, stencils.

Inspiration: Past St Joseph's textiles student @katemorrisondesign on Instagram has brilliant examples of pattern design and daily creative journaling.



RESEARCH

Research a Fashion era or Fashion movement from fashions of the past.

Task: Make notes and annotations on your findings. Make a small moodboard showcasing the key looks and iconic pieces of the time.

Key Movements you might choose:

1900s and the corset, 1920s Flapper-style, 1950s Dior's New Look, 60s The miniskirt, 1990s Minimalism.



SKILLS

Use your time at home to develop your textiles skills.

Task: Take an un-wanted piece of clothing and customise it. Turn it in to an 'art-piece' or something you might wear.

Techniques to explore: tie-dye, ruffles, japanese boro, patchwork, paint effects, embroidery, weaving, fraying, bleach (adult supervision needed)

Follow @convertedcloset on Instagram. The fashion designer Kate McGuire specialises in converting clothes and sustainable fashion - her pieces are amazing and definitely worth following. You will be inspired!



PLAN

Plan a project that you would like to undertake when we begin the course.

- What could your starting point be?
- Next find artists and designers who have explored this theme to inspire you.
- Produce a mind-map full of ideas, mini paragraphs and spider diagrams fully considering avenues you could explore.
- Collect images in a pinterest board, try and give your project a unique slant and ensure your images work cohesively together to show a clear message.
- Make some mini texture samples which show some of your early ideas
 - use whatever found materials you can access.
- Explore photography, take some close-up shots of anything that inspires you.



CURATE

If you already have an Instagram account - set up a second one just for design inspiration. You can then curate it as a personalised space for fashion inspiration.

Follow all of the big fashion brands and small designers, makers and artists/photographers that inspire you.

Start 'saving images to collection'. Then organise your saved images into files. You can then easily access these when you begin projects next year.



FURTHER READING

The Fashion and Textiles course that we deliver at St Joseph's College is:

AQA

Art & Design: Textiles Design

A-level (not AS level)

Go to:

- AQA.org.uk
- Subjects
- Art and Design
- AS and A-level Art and Design

From here you can explore and read some of the specification, and get a little more familiar with the course we offer.